




Bird-Net Economy, Value, Versatility

Seamless construction, economy and versatility make Bird-Net ideal for all types of bird exclusion projects. Made from 6-ply polyethylene, Bird-Net is abrasion, rot, flame and UV resistant. Available in both 3/4" and 2" square mesh and black and stone (tan) colors. The black Bird-Net Bird Exclusion Netting has a 10 year limited warranty while the stone (tan) has a 3 year limited warranty.



Bird-Net Bird Exclusion Netting

- 49 lbs (22 kg) knotted breaking strength
- 6-ply high density HDPE strands
- Comes in 3/4" (19 mm) and 2" (50 mm) square mesh
- Black or stone (tan) colors available

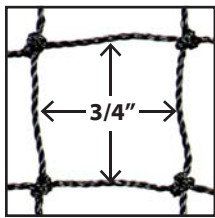


Black Bird-Net is standard net color



Stone (a tan color) is also available for Bird-Net

- Flame resistant, chemically inert, low specific gravity (it floats)
- Abrasion, rot and UV resistant HDPE nets
- Seamless nets with steam set knots
- Installs with all types of netting hardware

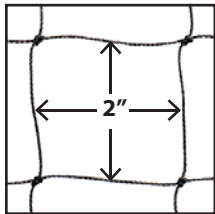


Colors: Black or stone (tan).

Birds: For small and large birds. Starlings, Pigeons, Crows, Seagulls, etc.

3/4" Square Mesh - For Most Bird Species

Item #	Description	Ft ² / M ²
BNet B 3/4 25x25	Bird-Net Black 3/4" 25' x 25'	625 / 58
BNet B 3/4 25x50	Bird-Net Black 3/4" 25' x 50'	1,250 / 116
BNet B 3/4 25x100	Bird-Net Black 3/4" 25' x 100'	2,500 / 232
BNet B 3/4 50x50	Bird-Net Black 3/4" 50' x 50'	2,500 / 232
BNet B 3/4 50x100	Bird-Net Black 3/4" 50' x 100'	5,000 / 464
BNet S 3/4 25x25	Bird-Net Stone 3/4" 25' x 25'	625 / 58
BNet S 3/4 25x50	Bird-Net Stone 3/4" 25' x 50'	1,250 / 116
BNet S 3/4 25x100	Bird-Net Stone 3/4" 25' x 100'	2,500 / 232
BNet S 3/4 50x50	Bird-Net Stone 3/4" 50' x 50'	2,500 / 232
BNet S 3/4 50x100	Bird-Net Stone 3/4" 50' x 100'	5,000 / 464



Colors: Black or stone (tan).

Birds: For large birds only. Pigeons, Crows, Seagulls. Not for small birds.

2" Sq. Mesh - For Large Birds Only

Item #	Description	Ft ² / M ²
BNet B 2 25x25	Bird-Net Black 2" 25' x 25'	625 / 58
BNet B 2 25x50	Bird-Net Black 2" 25' x 50'	1,250 / 116
BNet B 2 25x100	Bird-Net Black 2" 25' x 100'	2,500 / 232
BNet B 2 50x50	Bird-Net Black 2" 50' x 50'	2,500 / 232
BNet B 2 50x100	Bird-Net Black 2" 50' x 100'	5,000 / 464
BNet S 2 25x25	Bird-Net Stone 2" 25' x 25'	625 / 58
BNet S 2 25x50	Bird-Net Stone 2" 25' x 50'	1,250 / 116
BNet S 2 25x100	Bird-Net Stone 2" 25' x 100'	2,500 / 232
BNet S 2 50x50	Bird-Net Stone 2" 50' x 50'	2,500 / 232
BNet S 2 50x100	Bird-Net Stone 2" 50' x 100'	5,000 / 464

Short form specs on back. For complete 3-part CSI format specifications go to the Nixalite website at www.nixalite.com or contact Nixalite® of America Inc for details.



Nixalite® of America Inc
1025 16th Avenue, East Moline, IL 61244
Experts In Architectural Bird Control Since 1950

P: 309.755.8771

E: birdcontrol@nixalite.com

www.nixalite.com

Bird-Net Bird Netting Short Form Specs

Master Format 1995 - 10290 - Bird & Pest Control
Master Format 2004 - 10 81 00 - Pest Control Devices
Master Format 2004 - 10 81 13 - Bird Control Devices

PART 1 - GENERAL

1.1 - SYSTEM DESCRIPTION

Bird-Net Knotted Bird Netting is constructed of abrasion, UV, flame and rot resistant, high density polyethylene (HDPE). The 3/4" (1.9cm) square mesh keeps out all but the smallest of birds while the 2" (5.1cm) square mesh nets should be used for larger bird species.

Bird-Net installation hardware provides a solid foundation that long lasting installations require. Nixalite offers netting hardware to fasten all brands of bird netting to all types of surfaces.

Surface Cleaning System includes surface disinfectants and deodorizers to neutralize potentially hazardous bird or animal waste and prepare surface for installation.

1.2 - QUALITY ASSURANCE

A. Installer must obtain, review and understand all Bird-Net and net hardware installation guidelines.

B. Installer must be familiar with the proper installation procedures for the Bird-Net and net hardware.

1.3 - SUBMITTALS

A. Manufacturer's literature including specifications and installation guidelines for the Bird-Net, net hardware and specified surface cleaning system.

B. Sample of the Bird-Net not less than 6" square (15.2cm square).

1.4 STORAGE & HANDLING

Provide storage to keep all netting and netting hardware shipping boxes dry, clean and undamaged. Do not stack or place other packaging or objects on the boxes.

PART 2 - PRODUCTS

2.1 ACCEPTABLE MANUFACTURER

Nixalite of America Inc
1025 16th Ave, East Moline, IL. 61244 U.S.A.
P: 309.755.8771 E: birdcontrol@nixalite.com
www.nixalite.com

2.2 BIRD-NET BIRD NETTING

Material: high density polyethylene (HDPE) is UV, flame, abrasion and rot resistant.

Construction: Seamless, knotted.

Colors: Black and Stone available.

Standards: Must meet ISO 1806 Mesh Strength Test Standards.

Warranty: Black Bird-Net has a 10 year limited warranty. Stone (tan) has a 3 year limited warranty.

Strands: 6 ply strands with 47 lbs. (23.5kg) knotted break strength.

Applications:

3/4"sq. (1.9cm) for all pest birds.

2"sq. (5.1cm) for larger bird species.

Net Sizes:

Widths: 25' & 50' (7.62 & 15.2 M)

Lengths: 25', 50' & 100' (7.62, 15.2 & 30.4 M).

Thermal & Physical Properties:

Melting point: 250°+ F.

Withstands short periods at 500° F.

Remains stable at 250° F.

2.3 NET HARDWARE

A. Installer to contact manufacturer for up-to-date information and recommendations for hardware applications and procedures.

PART 3 - EXECUTION

3.1 - INSPECTION

A. Visually inspect the surfaces that will receive the net hardware and all areas that will end up behind or inside the net installation. Note any damaged surfaces or incomplete construction that could compromise the installation.

B. Note all areas, surfaces or objects that may require maintenance or periodic replacement after the bird net is installed (i.e. lights, electrical equipment, etc.). Plan on using the appropriate net hardware to allow access after installation.

C. Note any objects or conditions that could damage the installed bird net. Plan on installing the Bird-Net and net hardware to avoid these conditions.

3.2 - PREPARATION

A. Field Measurements: Verify dimensions of the areas to be enclosed. Make sure you have sufficient quantity of netting, net hardware and surface cleaning products to properly install the Bird-Net system.

3.3 SURFACE CLEANING

A. All surfaces to be clean, dry and free of obstructions before bird control is installed.

3.4 - INSTALLATION

A. Install the net hardware as recommended by manufacturer.

General order of installation:

Install perimeter and support hardware; Attach bird netting to the installed hardware; Install access or additional support hardware as specified.

B. Install Bird-Net as recommended by the manufacturer. If necessary cut the netting to fit the area. If multiple pieces are needed, join the pieces together with the recommended seam fastening hardware.

C. Install Bird-Net to avoid contact with machinery, vehicles, extreme heat, tree branches, etc. Make the necessary adjustments to keep the netting a sufficient distance from these objects or conditions.

D. Finished Bird-Net installation to be taut, free of wrinkles, gaps & openings.

3.5 ADJUSTMENTS / CLEANING

A. Remove debris and waste materials from project site.

B. Inspect finished installation. Make any adjustments needed to conform to manufacturer's installation guidelines.



Nixalite® of America Inc
1025 16th Avenue, East Moline, IL 61244
Experts In Architectural Bird Control Since 1950

P: 309.755.8771

E: birdcontrol@nixalite.com

www.nixalite.com