

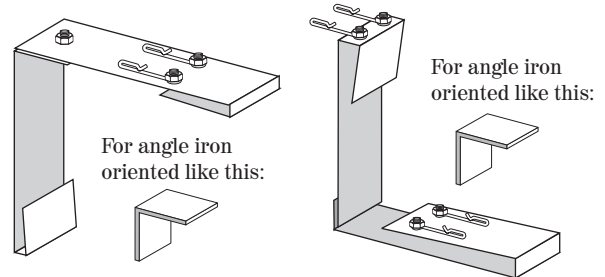
Angle Iron Clamp Worksheet

Each Angle Iron Clamp is unique in that it is manufactured to the specifications you supply.

It is critical that the dimensions you write down on this worksheet are accurate! All custom made forms are non-returnable, non-refundable items.

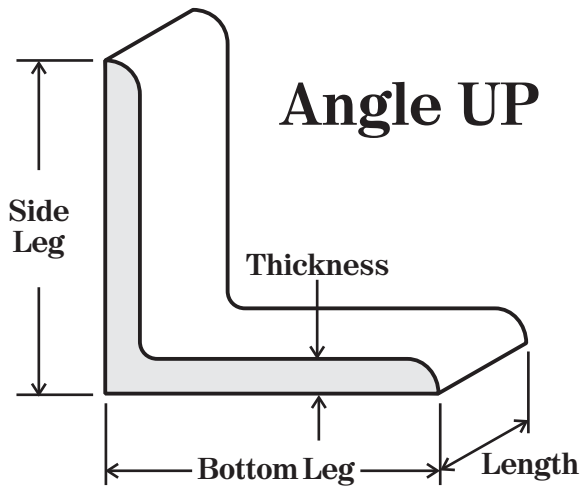
These clamps are designed to fasten one or more rows of Nixalite Premium Barrier Models or E-Spike Economy Spikes to structural angle iron. The orientation of the angle iron will determine the type of clamp. Please provide the information requested and fax back to Nixalite.

Angle Iron Clamp Examples



NOTE: Nixalite determines the proper hardware locations on all custom made forms. We will not manufacture any form that results in incorrect strip spacing or quantities.

Angle Iron Orientation: How the angle iron is oriented (which direction it is 'pointing') will determine the type of clamp required. If one 'leg' of the angle iron is pointing up, provide the **Angle UP** information. If pointing down, provide the **Angle DOWN** information. Complete one sheet for each size of angle iron (make copies of blank worksheet).

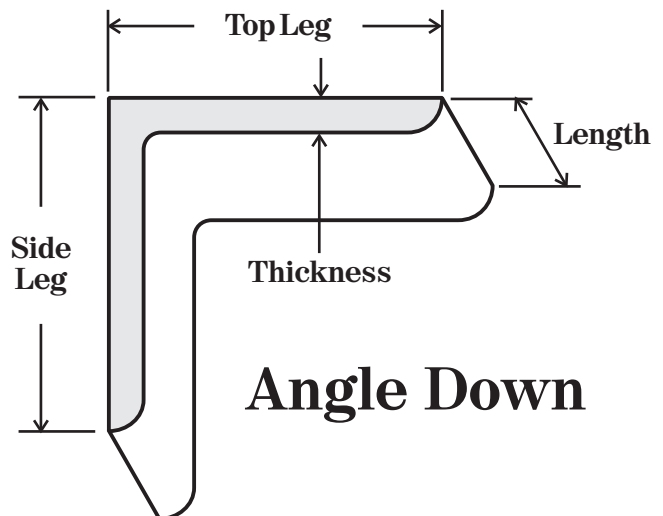


Side Leg _____

Bottom Leg _____

Thickness _____

Length _____



Side Leg _____

Bottom Leg _____

Thickness _____

Length _____

Circle the type of control you intend to use:

Nixalite Premium
Barrier Models

E-Spike Economy
Bird Spikes

Visit our website at www.nixalite.com or contact
Nixalite at 800.624.1189 or fax 800.624.1196



Nixalite® of America Inc
1025 16th Ave, East Moline, IL. 61244
P: 309.755.8771 F: 309.755.0077
Email: birdcontrol@nixalite.com

Copyright© 2008 by Nixalite® of America Inc,
East Moline, IL 61244 - All rights reserved.
Nixalite® is a fully registered trademark of
Nixalite® of America Inc
Printed with pride in the USA