


Bird-Net Economy, Value, Versatility

Seamless construction, economy and adaptability make Bird-Net perfect for all types of bird exclusion projects. Made from 6-ply polyethylene, Bird-Net is abrasion, rot, flame and UV resistant. Both the 3/4" and 2" square nets are available in black and stone colors. Custom net sizes may be available. Contact Nixalite for more information.

Bird-Net

Knotted Bird Netting

- 52 lb. per strand break strength
- 6-ply high density HDPE strands
- Available in 2 mesh sizes & 5 stock netting sizes
- Most sizes available in black or stone

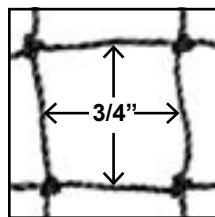


Black available on all net sizes



Stone available on 3/4" & 2" nets

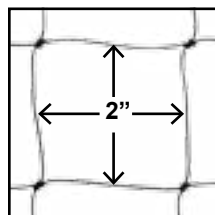
- Flame resistant, 250° melting point
- Abrasion, rot and UV resistant
- Economical knotted bird netting
- All seamless nets
- Available in 3/4", & 2" square mesh sizes
- Special HALS UV protection on all nets
- Installs with all types of net hardware



Available in black or stone

3/4" Square Mesh - For Small & Large Birds

Item #	Description	Ft ² / M ²
BNet B 3/4 25x25	Bird-Net Black 3/4" 25' x 25'	625 / 58
BNet B 3/4 25x50	Bird-Net Black 3/4" 25' x 50'	1,250 / 116
BNet B 3/4 25x100	Bird-Net Black 3/4" 25' x 100'	2,500 / 232
BNet B 3/4 50x50	Bird-Net Black 3/4" 50' x 50'	2,500 / 232
BNet B 3/4 50x100	Bird-Net Black 3/4" 50' x 100'	5,000 / 464
BNet S 3/4 25x25	Bird-Net Stone 3/4" 25' x 25'	625 / 58
BNet S 3/4 25x50	Bird-Net Stone 3/4" 25' x 50'	1,250 / 116
BNet S 3/4 25x100	Bird-Net Stone 3/4" 25' x 100'	2,500 / 232
BNet S 3/4 50x50	Bird-Net Stone 3/4" 50' x 50'	2,500 / 232
BNet S 3/4 50x100	Bird-Net Stone 3/4" 50' x 100'	5,000 / 464



Available in black or stone

2" Sq. Mesh - For Large Birds Only

Item #	Description	Ft ² / M ²
BNet B 2 25x25	Bird-Net Black 2" 25' x 25'	625 / 58
BNet B 2 25x50	Bird-Net Black 2" 25' x 50'	1,250 / 116
BNet B 2 25x100	Bird-Net Black 2" 25' x 100'	2,500 / 232
BNet B 2 50x50	Bird-Net Black 2" 50' x 50'	2,500 / 232
BNet B 2 50x100	Bird-Net Black 2" 50' x 100'	5,000 / 464
BNet S 2 25x25	Bird-Net Stone 2" 25' x 25'	625 / 58
BNet S 2 25x50	Bird-Net Stone 2" 25' x 50'	1,250 / 116
BNet S 2 25x100	Bird-Net Stone 2" 25' x 100'	2,500 / 232
BNet S 2 50x50	Bird-Net Stone 2" 50' x 50'	2,500 / 232
BNet S 2 50x100	Bird-Net Stone 2" 50' x 100'	5,000 / 464

For short form specifications see the back of this page. For full 3-part specifications, go to www.nixalite.com/architectinfocenter.aspx or contact Nixalite® of America Inc.

Ph: 800.624.1189 or 309.755.8771 Fax: 800.624.1196 or 309.755.0077
Email: birdcontrol@nixalite.com Website: www.nixalite.com



Bird-Net Knotted Bird Netting

Short Form Specifications: Division 10290 - Bird Control

PART 1 - GENERAL

1.1 - SYSTEM DESCRIPTION

Bird-Net Knotted Bird Netting is constructed of abrasion, UV, flame and rot resistant, high density polyethylene (HDPE). The 3/4" (1.9cm) square mesh keeps out all but the smallest of birds while the 2" (5.1cm) square mesh nets should be used for larger bird species.

Bird-Net installation hardware provides a solid foundation that long lasting installations require. ABC Nixalite offers netting hardware to fasten all brands of bird netting to all types of surfaces.

Surface Cleaning System includes surface disinfectants and deodorizers to neutralize potentially hazardous bird or animal waste and prepare surface for installation.

1.2 - QUALITY ASSURANCE

A. Installer must obtain, review and understand all Bird-Net and net hardware installation guidelines.

B. Installer must be familiar with the proper installation procedures for the Bird-Net and net hardware.

1.3 - SUBMITTALS

A. Manufacturer's literature including specifications and installation guidelines for the Bird-Net, net hardware and specified surface cleaning system.

B. Sample of the Bird-Net not less than 6" square (15.2cm square).

1.4 STORAGE & HANDLING

Provide storage to keep all netting and netting hardware shipping boxes dry, clean and undamaged. Do not stack or place other packaging or objects on the boxes.

PART 2 - PRODUCTS

2.1 ACCEPTABLE MANUFACTURER

Nixalite of America Inc - 1025 16th Ave, East Moline, IL 61244; U.S.A.
Ph: 800.624.1189 or 309.755.8771
Fax: 800.624.1196 or 309.755.0077
E-mail: birdcontrol@nixalite.com
Web: www.nixalite.com

ABC Advanced Bird Control
A division of Nixalite of America Inc
PO Box 727, East Moline, Illinois
61244, U.S.A. Ph:888.212.8682
or 309.755.4708
Fax: 309.755.1865
E-mail: info@abcbirdcontrol.com
Web: www.abcbirdcontrol.com

2.2 BIRD-NET BIRD NETTING

Material: high density polyethylene (HDPE). UV, flame, abrasion and rot resistant.

Construction: Seamless, knotted.

Colors: Black and Stone available for all types.

Standards: Must meet ISO 1806 Mesh Strength Test Standards.

Strands: 6 ply strands with 52lb. (23.5kg) break strength.

Mesh sizes & applications:

3/4"sq. (1.9cm) for all pest birds.

2"sq. (5.1cm) for larger bird species.

Piece Sizes (all types): 25'x25'(7.6m²), 50'x50' (15.2m²), 50'x100'(15.2 x 30.4m).

Thermal & Physical Properties:

Melting point: 250°+ F.

Withstands short periods at 500° F.

Remains stable at 250° F.

2.3 NET HARDWARE

A. Installer to contact manufacturer for up-to-date information and recommendations for hardware applications and procedures.

B. Manufacturer to recommend the hardware that best suits the netting application.

PART 3 - EXECUTION

3.1 - INSPECTION

A. Visually inspect the surfaces that will receive the net hardware and all areas that will end up behind or inside the net installation. Note any damaged surfaces or incomplete construction that could compromise the installation.

B. Note all areas, surfaces or objects that may require maintenance or periodic replacement after the bird net

is installed (i.e. lights, electrical equipment, etc.). Plan on using the appropriate net hardware to allow access after installation.

C. Note any objects or conditions that could damage the installed bird net. Plan on installing the Bird-Net and net hardware to avoid these conditions.

3.2 - PREPARATION

A. Field Measurements: Verify dimensions of the areas to be enclosed.

Make sure you have sufficient quantity of netting, netting hardware and surface cleaning products to properly install the Bird-Net system.

3.3 SURFACE CLEANING

A. All surfaces to be clean, dry and free of obstructions before bird control is installed.

3.4 - INSTALLATION

A. Install the net hardware as recommended by manufacturer.

General order of installation:

Install perimeter and support hardware; Attach bird netting to the installed hardware; Install access or additional support hardware as specified.

B. Install Bird-Net as recommended by the manufacturer. If necessary cut the netting to fit the area. If multiple pieces are needed, join the pieces together with the recommended seam fastening hardware.

C. Install Bird-Net to avoid contact with machinery, vehicles, extreme heat, tree branches, etc. Make the necessary adjustments to keep the netting a sufficient distance from these objects or conditions.

D. Finished Bird-Net installation to be taut, free of wrinkles, gaps & openings.

3.5 ADJUSTMENTS / CLEANING

A. Remove debris and waste materials from project site.

B. Inspect finished installation. Make any adjustments needed to conform to manufacturer's installation guidelines.

For full 3-part specifications, go to www.nixalite.com/architectinfocenter.aspx or contact Nixalite.



Nixalite[®] of America Inc.
1025 16th Avenue East Moline, IL 61244
Experts In Architectural Bird Control Since 1950

Phone: 800.624.1189 or 309.755.8771
Fax: 800.624.1196 or 309.755.0077
Email: birdcontrol@nixalite.com
Web: www.nixalite.com