

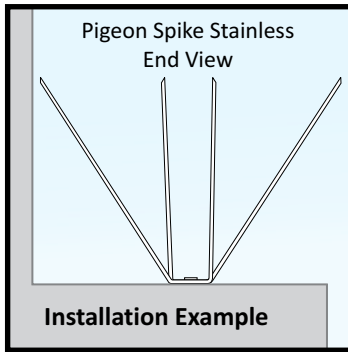


Pigeon Spike Stainless™

The newest member of Nixalite's All Stainless Steel and All American Family of Bird Spikes

The Pigeon Spike Stainless is an economical, all stainless steel bird spike designed to deter **pigeons** and **seagulls** on all types of surfaces, in light infestation levels. No plastic or composites are used in its construction. It can be installed on all types of surface shapes and materials. Optional installation accessories are available.

Pigeon Spike Stainless strips come 2 or 4 foot long and have spring-tempered stainless wires fastened to a malleable 1/4" wide stainless base strip. The wire design fits into smaller boxes saving you money on shipping. Not designed to deter small birds or heavy infestations of any bird. For total control use Premium Nixalite® Bird Spikes.



Pigeon Spike Stainless

Fastens to all types of surface materials with the **optional installation accessories**.

- All stainless steel wire & strip
- 6" wide, 4" high, 24 points/ft
- Pointed or **Blunt Tip** wires
- Available in **ColorCoat** colors

ColorCoat: An added cost option that applies a durable color coating to the wires and strip. Available in white, black, gray, tan, brown, bronze.

Soft Tip: A no cost option that puts flat tips on normally pointed wires. Use **ONLY** when human contact is likely. For all other applications use the pointed wires.

Installation Accessories:

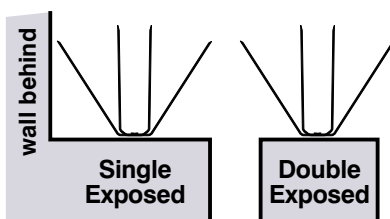
Purchased separately! Nixalite's bird spike strip installation accessories help fasten bird spikes to all types of surfaces.



Estimating for Pigeon Spike Stainless™

Basic Estimating Steps:

1. Measure surface **depth** and **length**.
2. Is surface **Single** or **Double Exposed**?
3. Use tables to find the **Rows Required**.
4. **Rows Required X Length = Total**.



Single Exposed		
Surface Depth		Rows Required
Inches	Centimeters	
0 - 3	0 - 7.6	0*
3 - 7	7.6 - 17.8	1
7 - 14	17.8 - 35.6	2
14 - 21	35.6 - 53.3	3
21 - 28	53.3 - 71.1	4
28 - 35	71.1 - 88.9	5
35 - 42	88.9 - 106.7	6
For each additional 7" add 1 row		

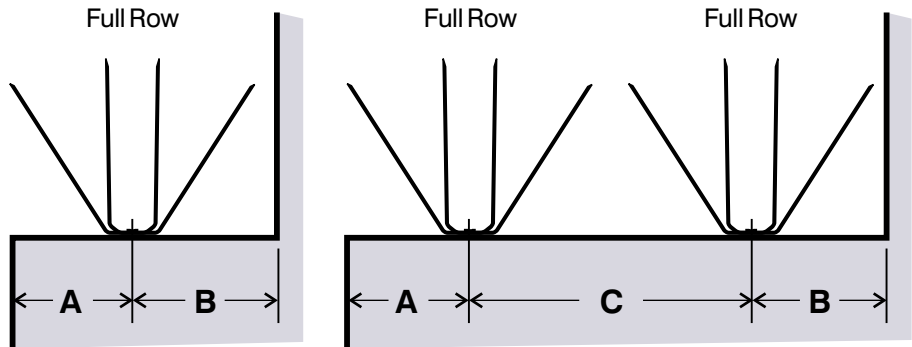
Double Exposed		
Surface Depth		Rows Required
Inches	Centimeters	
0 - 6	0 - 15.2	1
6 - 13	15.2 - 33.0	2
13 - 20	33.0 - 50.8	3
20 - 27	50.8 - 68.6	4
27 - 34	68.6 - 86.4	5
34 - 41	86.4 - 104.1	6
41 - 48	104.1 - 121.9	7
For each additional 7" add 1 row		

*Too narrow for PSS. Use E-Spike or Premium Nixalite models on narrow surfaces.

Pigeon Spike Stainless™ Row Spacing

Spacing Pigeon Spike Stainless™ Bird Spikes

- A - 3" max. to edges
- B - 4" max. to walls
- C - 7" max. between



Installing Pigeon Spike Stainless™

Pigeon Spike Stainless is designed as a deterrent for **pigeons** and **seagulls**. Do not use for small birds or heavy infestations of any bird. For control under all conditions, install the **Nixalite® Premium All Stainless Steel Bird Spike models**.

Prepare the surface

Clean the surface thoroughly. It must be clean, dry and free of bird waste. Repair any damaged sections of the installation surface.

Lay out the spike strip positions

Use the **Estimating** and **Spacing** information to determine where on the surface each spike strip will be installed. Mark each spike strip location.

Fit the strip before fastening

Make sure each spike strip fits the surface properly before fastening it. **Follow these important details when installing:**

Make sure that the spike strips **overhang the ends of the surface at least 1/2"**.

Make sure the **wires** of the strips overhang or are flush with the edge of the surface.

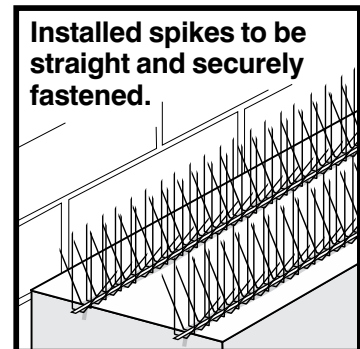
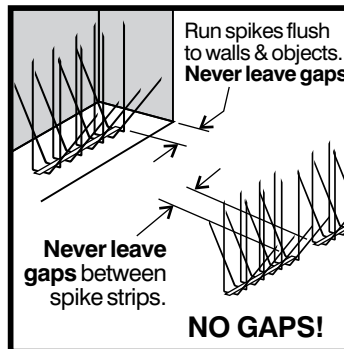
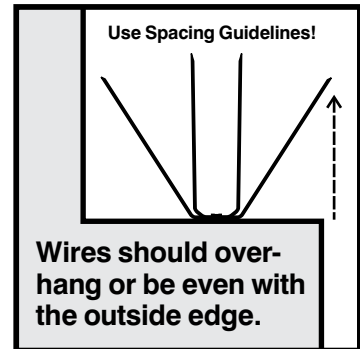
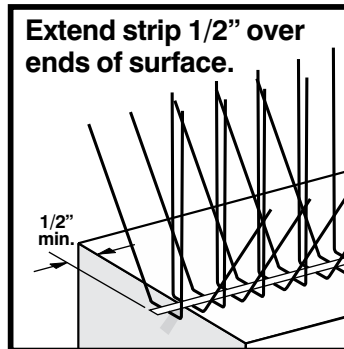
Do not allow gaps where two strips meet end-to-end **OR** where spike strips meet a wall or object.

Fastening Pigeon Spike Stainless Strips

If fastening with adhesive, follow the adhesive manufacturer's application instructions printed on the adhesive container.

If installing with the optional hardware, contact Nixalite® for details on installing the bird spike mounting hardware and accessories.

Make sure all spike strips are securely fastened to the installation surfaces.



Nixalite® of America Inc

1025 16th Avenue, East Moline, IL. 61244
Experts In Architectural Bird Control Since 1950

Phone: 800.624.1189 or 309.755.8771

Fax: 800.624.1196 or 309.755.0077

Email: birdcontrol@nixalite.com

Web: www.nixalite.com