


# Premium Nixalite®

## All Stainless Steel Barrier Spikes



Premium Nixalite is the original and most successful bird barrier needle strip ever made. Made entirely of high grade stainless steel wire and strip, these barriers protect all types of surfaces from all pest birds and climbing animals. Premium Nixalite's applications are limited only by the imagination.

## The Spikes That Have No Equal

Premium Nixalite Bird Barrier Spikes are superior to all other spikes in every way. No other bird spike can match Nixalite's quality, versatility or design. Its effectiveness for all bird species, in all infestation levels and on all types of installation surfaces is a proven fact.




With 120 points per foot, Nixalite is engineered to provide the best possible surface protection without gaps or openings that birds can exploit.

Do your own side-by-side comparison and learn what our customers have known since 1950. Nixalite has no equal.

Go to [www.nixalite.com/nixalitemodels.aspx](http://www.nixalite.com/nixalitemodels.aspx)

## Bird Spike Comparison



**Premium Nixalite®**



**E-Spike™ Economy**



**Pigeon Spike Composite**



**Pigeon Spike Plastic**

**Works for Infestation**  
**Points/ft**  
**Made of**  
**Lengths**  
**Hardware**  
**Spike Cost**  
**Warranty**  
**Equivalents**

**ALL BIRDS**  
**ALL LEVELS**  
**120 POINTS/FT**  
**ALL STAINLESS**  
**2 & 4 FT**  
**INCLUDED**  
**PAYS FOR ITSELF**  
**20 YEAR**  
**NONE**

**PIGEONS, SEAGULLS**  
**LIGHT INFESTATION**  
**48 POINTS/FT**  
**ALL STAINLESS**  
**2 & 4 FT**  
**AVAILABLE**  
**ECONOMICAL**  
**15 YEAR**  
**NONE**

Pigeons & Seagulls  
Light infestation  
20 points/ft  
Stainless & plastic  
1 foot only  
Available  
Low cost  
None  
Numerous

Pigeons & Seagulls  
Light infestation  
20 points/ft  
All plastic  
1 foot only  
Available  
Lowest cost  
None  
Numerous

Go to [www.nixalite.com/spikecomparisontable.aspx](http://www.nixalite.com/spikecomparisontable.aspx)

Nixalite® of America Inc - 1025 16<sup>th</sup> Avenue - East Moline, IL 61244, USA  
Phone 800.624.1189 or 309.755.8771 Fax 800.624.1196 or 309.755.0077  
Website [www.nixalite.com](http://www.nixalite.com) Email [birdcontrol@nixalite.com](mailto:birdcontrol@nixalite.com)

# Why Customers Choose Premium Nixalite®

**ENVIRONMENTAL** Does not use plastic, chemical pastes or electricity to work. Does not release any detrimental by-products.

**LEED CREDITS** Make Premium Nixalite a part of your green building program. Earn LEED credits for materials, resources and design.

**INCONSPICUOUS** Nixalite's thin wires are virtually invisible from normal viewing distances. A ColorCoat option is available.

**EASY TO INSTALL** Ready to install with complete instructions. No assembly or special tools are required for installation.



**HUMANE** A simple physical barrier that occupies the space, denying birds access to surfaces protected by Premium Nixalite.

**LASTING QUALITY** 100% stainless steel. Outlasts and outperforms all others. Premium spikes have a 20 year warranty.

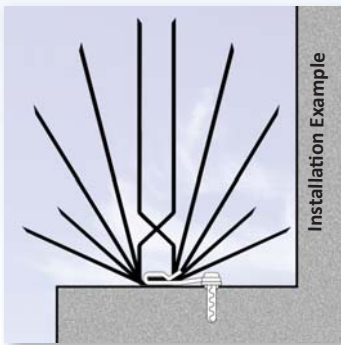
**PAYS FOR ITSELF** Premium Nixalite reduces exterior maintenance and repairs caused by pest bird and animal infestation.

**IT WORKS!** Proven effective against all pest bird species, on all types of surfaces, in all levels of bird infestation.

Go to [www.nixalite.com/whatisnixalite.aspx](http://www.nixalite.com/whatisnixalite.aspx)

## Premium Nixalite® Models

All Premium Nixalite models are 100% stainless steel, have a 1/4" wide flexible base strip and come in 2 and 4 foot lengths, **include standard mounting hardware** and are designed and manufactured in the USA by Nixalite.



### Nixalite® S

#### Full Row Model

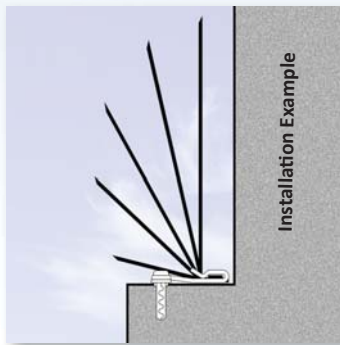
- For all birds including pigeons, seagulls, starlings, sparrows and vultures
- Use with Premium W Nixalite for climbing animals and mud nest building birds

#### Specifications

- Measures 4" wide, 4" high
- Has 120 wire points per foot
- Gap Free 180° wire coverage

#### Applications

- Ledges, parapets, columns
- I-beams, pipes, conduit
- Roofs, gutters, eaves
- Lights, signs, solar panels
- Bridges, utility poles
- Weather stations, etc



### Nixalite® H

#### Half Row Model

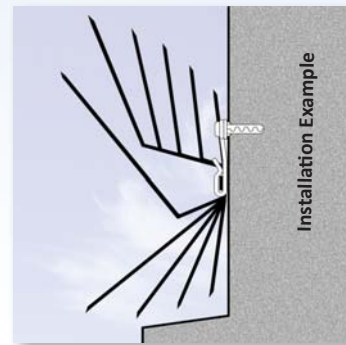
- Use to protect narrow surfaces that are 2" in depth or less
- Use with Nixalite S on wider surfaces to achieve proper spacing and protection

#### Specifications

- Measures 2" wide, 4" high
- Has 60 wire points per foot
- Gap Free 90° wire coverage

#### Applications

- **Single exposed surfaces less than 2" in depth**
- Use with Premium Model S on surfaces too deep for one row, but not deep enough for 2 full rows



### Nixalite® W

#### Wall Mount Model

- For vertical surfaces only - use above narrow surfaces that are 2" in depth or less
- Use with Nixalite S for climbing animals and mud nest building birds like swallows and swifts

#### Specifications

- Measures 3" wide, 5.5" high
- Has 120 wire points per foot
- Gap Free 180° wire coverage

#### Applications

- **Vertical surfaces only, not for horizontal surfaces**
- Use with Nixalite S as a climbing barrier on poles, columns, posts, walls, supports, pipes, etc

For more information go to [www.nixalite.com/nixalitebirdcontrol.aspx](http://www.nixalite.com/nixalitebirdcontrol.aspx)

# Premium Nixalite® Strips and Kits

Write the desired Premium Nixalite model (S, H or W) with the Item Number when ordering. Example S4B24 or H2. When ordering combine individual strips and/or kits for the desired amount.

4 Foot Strips & Kits			2 Foot Strips & Kits			1 Foot Strips		
Model/Item Number	Item Description	Total cm/m	Model/Item Number	Item Description	Total cm/m	Model/Item Number	Item Description	Total cm/m
(S, H, W)4	4 ft Strip	122cm	(S, H, W)2	2 ft Strip	61cm	(S, H, W)1	1 ft Strip	30.5cm
(S, H, W)4B24	6-4 ft Strips (24')	7.3m	(S, H, W)2SK	4-2 ft Strips (8')	2.4m	<ul style="list-style-type: none"> <li>• Standard mounting hardware is supplied with all Premium Nixalite orders. See page 8 for hardware details.</li> </ul>		
(S, H, W)4B48	12-4 ft Strips (48')	14.6m	(S, H, W)2B24	12-2 ft Strips (24')	7.3m			
(S, H, W)4B72	18-4 ft Strips (72')	21.9m	(S, H, W)2B48	24-2 ft Strips (48')	14.6m	<ul style="list-style-type: none"> <li>• <b>Special pricing on pallet quantities.</b> Call 800.624.1189 for details.</li> </ul>		
(S, H, W)4B100*	<b>25-4 ft Strips (100')</b>	<b>30.5m</b>	(S, H, W)2B72	36-2 ft Strips (72')	21.9m			
*Order 100 foot kits and save!			*Order 100 foot kits and save!					

For more information go to [www.nixalite.com/nixalitebirdcontrol.aspx](http://www.nixalite.com/nixalitebirdcontrol.aspx)

## Soft Tip™ Option

A no-cost option that changes the standard pointed tip wires to flat tipped wires on the Premium Nixalite models S and H and all of the E-Spike models.

Soft Tip can be used for installations where frequent human contact is possible and there are just a few pest birds present.



Use the standard pointed tip wires for all other installations, especially where birds are numerous or for climbing animal control.

Climbing animal control installations must use the standard pointed wire tips of the Premium Nixalite models S and W. Refer to page 4 or contact Nixalite for information.

Soft Tip Option is no-cost option. 24/7 go to [www.nixalite.com/nixalitemodels.aspx#Soft\\_Tip](http://www.nixalite.com/nixalitemodels.aspx#Soft_Tip)

## ColorCoat™ Colors

The ColorCoat powder coating option applies a tough, durable and long lasting color coating to the Premium Nixalite and E-Spike bird spike models. ColorCoat will not chip, split or peel. It comes in 6 standard colors and a wide variety of custom colors available.



### Standard Colors;

**Black Gray White Tan Brown Bronze**

Custom colors are available

Available only in 4 ft strip lengths of Premium Nixalite and E-Spike. ColorCoat fee is added to the spike cost. ColorCoat orders are non-returnable, non-refundable and paid in advance. Allow for additional delivery time.

Go to [www.nixalite.com/colorcoat.aspx](http://www.nixalite.com/colorcoat.aspx)

## Mounting Hardware

Nixalite's standard bird spike mounting hardware fastens both Premium Nixalite and E-Spike to all types of surfaces. This is the preferred method of fastening.

Mounting Clip  
#MHRB



Standard mounting hardware allows you to install, remove and reinstall the Premium Nixalite and E-Spike bird spikes quickly without damaging the spikes, surface or hardware. To save time and money, use the Installation Tool (#NT87). See pages 5 and 6 for details on hardware and accessories.



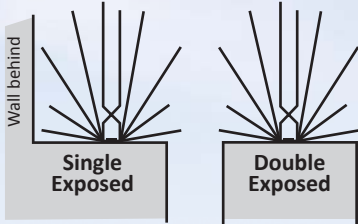
Using the #NT87 tool

Go to [www.nixalite.com/nixalitemodels.aspx](http://www.nixalite.com/nixalitemodels.aspx)

# Estimating for Premium Nixalite®

Use the information below to find the quantity of Premium Nixalite spikes required for each surface. To use our **Automated Estimate Worksheet**, go to [www.nixalite.com/estimate.aspx](http://www.nixalite.com/estimate.aspx). You can also print a copy from our website.

1. Measure surface **Depth** and **Length**.
2. Is surface **Single** or **Double** Exposed?
3. Use **Surface Depth** to find **Rows Required**.
4. **Rows Required X Surface Length = Total**.



Single Exposed			Double Exposed		
Surface Depth		Rows Required	Surface Depth		Rows Required
Inches	Centimeters		Inches	Centimeters	
0 - 2	0 - 5.1	1/2 row*	0 - 3.5	0 - 8.9	1 row
2 - 4	5.1 - 10.2	1 row	3.5 - 5.5	8.9 - 14.0	1-1/2 rows*
4 - 6	10.2 - 15.3	1-1/2 rows*	5.5 - 8.5	14.0 - 21.6	2 rows
6 - 9	15.3 - 22.9	2 rows	8.5 - 13.5	21.6 - 34.3	3 rows
9 - 14	22.9 - 35.6	3 rows	13.5 - 18.5	34.3 - 47.0	4 rows
14 - 19	35.6 - 48.3	4 rows	18.5 - 23.5	47.0 - 59.7	5 rows
19 - 24	48.3 - 61.0	5 rows	23.5 - 28.5	59.7 - 72.4	6 rows
24 - 29	61.0 - 73.7	6 rows	28.5 - 33.5	72.4 - 85.1	7 rows

\* Requires **Premium Nixalite H**. Table for **Premium Nixalite S and H only**. Contact Nixalite for Premium Nixalite W applications.

## Case History: Premium Nixalite® for BASH



Rodents attract Red Tailed Hawks



Runway sign protected with Premium Nixalite Model S and Glue Clips

**Project:** Travis AFB, CA  
**Installer:** Wildlife Control Technologies, Fresno CA.  
**Purpose:** To augment BASH (Bird to Aircraft Strike Hazard) program by reducing available perches near runways.  
**Problem:** Large birds such as Red Tailed Hawks were drawn to the area by rodents and insects. Birds were landing on tarmac signs next to runways

causing bird air strikes during daily training.

**Solution:** Installation of Premium Model S Nixalite on top of all surfaces used by birds of prey.

**Result:** *"..the problem was resolved as soon as the spikes were installed.."* It stopped hawks from using the tarmac signs as perches and reduced the bird to jet air strikes.

## Climbing Animal Barrier



When positioned and installed properly, Premium Nixalite can prevent nuisance animals from climbing posts, poles, gutters and more. It creates a physical barrier that stops even the most determined climbers including squirrels, raccoons, possum, feral cats and more.

An effective climbing barrier always consists of 4 rows of Model S and 2 rows of Model W Nixalite. Positioned at least 5 feet from the ground, the barrier is too much to climb over and too high to jump past.

Go to [www.nixalite.com/climbinganimalbarrier.aspx](http://www.nixalite.com/climbinganimalbarrier.aspx)

## Web Based Bird Control

Nixalite's website uses the latest security encryption to protect your information. The **Architects Info Center** provides specifying architects and engineers with CAD drawings, 3-part specifications, cut sheets and more.

A popular feature and a Nixalite exclusive is our **Online Estimate Worksheet** for the Premium Nixalite bird spikes. Enter a few surface dimensions and get a Premium Nixalite total and installation drawing for that surface *instantly*.



Online Estimate Worksheet



Drawings from Online Estimate Worksheet

Go to [www.nixalite.com](http://www.nixalite.com)

# Mounting Hardware


## For Premium Nixalite® & E-Spike™ Bird Spikes

Stainless steel and weather resistant mounting hardware used to fasten bird spikes to all types of surfaces. Allows for the removal and reinstallation of the bird spikes at any time. Choose the hardware that best suits your installation surface. **Hardware is included with Premium Nixalite orders.** Use the Item #'s and descriptions provided below to order additional hardware or to order hardware for the E-Spike bird spikes.

Masonry	Wood/Sheet Metal	Steel/Iron	Pipes/Cable	How Much Hardware
 <p>MHS Screw</p>	 <p>MHS Screw</p>	 <p>MHD Drive Screw</p>	 <p>MHWT Wire Tie</p>	<p><b>Strip Length</b></p> <p>4 ft strip      <b>Hardware</b></p> <p>2 ft strip      <b>3 hardware</b></p> <p>12 in strip      <b>2 hardware</b></p> <p>Always use at least 2 hardware units per strip, no matter how short the strip.</p>
 <p>MHRB RB Clip</p>	 <p>MHRB RB Clip</p>	 <p>MHRB RB Clip</p>	<p>Wire Ties available in 9, 12, 18 and 24 inch lengths. Wire Tying Tool and Adhesive are available as accessories.</p>	
 <p>MHA Anchor</p>	 <p>MHW Washer</p>	 <p>MHW Washer</p>		

For details go to [www.nixalite.com/mountinghardware.aspx](http://www.nixalite.com/mountinghardware.aspx)

Nixalite's RB Clip and all weather hardware is the **recommended method of fastening** bird spikes to all types of surfaces. Designed by Nixalite in 1950, the RB Clip has proven to be the most reliable and versatile fastening method available.



## Installation Accessories

All tools and accessories are purchased separately and are not included with your bird spike order.

	<p><b>Item#</b> CT93</p> <p><b>Description</b> Cutting Tool</p> <p>A straight-cut tin snip used to cut the base strip of the Premium Nixalite or E-Spike to the desired strip length quickly and precisely.</p>
	

	<p><b>Item#</b> NT87</p> <p><b>Description</b> Installation Tool</p> <p>Designed to quickly push or pull the Premium Nixalite or E-Spike into and/or out of the RB Clips. Speeds installation time, prevents damage to the strip or surface.</p>
	

	<p><b>Item#</b> WT20</p> <p><b>Description</b> Wire Tying Tool</p> <p>The Wire Tying Tool twists the Wire Ties (MHWT) around the bird spike base strip and the installation surface. Requires adhesive.</p>
	

<p><b>Adhesive</b></p> <p>A clear, industrial strength, UV resistant multi-purpose adhesive. Use to fasten bird spikes <b>ONLY</b> when the standard mechanical fasteners cannot be used. Use with the Glue Clips and Wire Tie installation methods. Not included with your spike order.</p>	
	<p><b>Item #</b> 600C</p> <p><b>Description</b> Cartridge (10.2 fl oz)</p>
	<p>600T</p> <p>Squeeze Tube (3.7 fl oz)</p>

For more information go to [www.nixalite.com/nixaliteaccessories.aspx](http://www.nixalite.com/nixaliteaccessories.aspx)

# Installation Accessories

**Item#**  
MHGC



#MHGC Glue Clip

All stainless steel form for adhesive fastening of Premium Nixalite or E-Spike. Allows for the removal and reinstallation of spikes without damaging the surface, the spikes or the adhesive bond.

**Description**  
Glue Clip

**Nixalite Exclusive!**  
All stainless steel form for adhesive fastening of Premium Nixalite or E-Spike. Allows for the removal and reinstallation of spikes without



Glue Clip Installation

**Item#**  
MHRC



#MHRC Ridge Cap

**Description**  
Ridge Cap

**Nixalite Exclusive!**  
All stainless steel form centers the Premium Nixalite or E-Spike over the top of roof ridges and other peaked surfaces. Installs with 2 or more screws or nails (not included).

For more information go to [www.nixalite.com/nixaliteaccessories.aspx](http://www.nixalite.com/nixaliteaccessories.aspx)

## Custom Installation Forms

Nixalite's exclusive all stainless steel Custom Installation Forms are made at our in-house fabrication facility. These straps, brackets and clamps fasten the Premium Nixalite and E-Spike bird spikes to no drill surfaces such as glass, steel and fragile

stone. All custom made forms have mounting hardware pre-installed by Nixalite to achieve the best possible spacing and surface protection. Pre-positioned rows and hardware eliminates surface layouts saving time and money.

### Custom Installation Form Examples;

- I-Beam Clamps
- Angle Iron Clamps
- C-Channel Clamps
- Tube Steel Straps
- Wide Ledge Straps
- Fragile Stone Caps
- Roof Tile Brackets
- Roof Peak Caps
- Rain Gutter Straps
- Large Pipe Straps
- Fragile Stone
- Glass Panel Forms
- EIFS Panel Straps
- Solar Panel Clamps

### I-Beam Clamps

Fastens bird spikes to the top or bottom flanges of I-beams without drilling, welding or adhesive. For a quote, complete the **I-Beam Clamp Worksheet** available from our website or have Nixalite send you a copy.



bottom flange

top flange

### Ledge Straps

Fastens multiple rows of Nixalite to a variety of surfaces quickly. Ledge straps eliminate the need to measure for strip and hardware spacing. Contact Nixalite for details.



Ledge Strap for tube steel

### Gutter Straps

Provides solid fastening for bird spikes over the open tops of rain gutters. Keeps spikes on top of the gutters where they can protect both the inside and outer edges of the gutter. For a quote, complete the **Gutter Strap Worksheet** available from our website or have Nixalite send you a copy.



Gutter Strap

### Angle Iron Clamps

Fastens the Premium Nixalite or E-Spike bird spikes to steel angle iron. For a quote, complete the **Angle Iron Clamp Worksheet** available from our website or have Nixalite send you a copy.



Angle Iron Clamp

For more information, go to [www.nixalite.com/custommadeforms.aspx](http://www.nixalite.com/custommadeforms.aspx)

## Case History: Custom Forms for Friendship House



**Project:** Friendship House, Catherine's Place Mission, Kansas City, MO

**Installer:** Jelco Pest & Wildlife Control, Baxter Springs, KS

**Architect:** Mary T. Cyr Architects Kansas City, MO

**Problem:** Pigeons were sitting on gutters and downspouts ruining

the appearance of the renovation.

**Solution:** Installation of Premium Nixalite Model S on rain gutters with custom made Gutter Straps.

**Result:** The custom Gutter Straps made at Nixalite's fabrication facility made the installation of the Premium Nixalite fast and easy. It solved the problem.

# Respiratory Protection

## 3M Respirators

Item #	Description
GS6200	3M 6000 series half mask respirator - medium
GS6300	3M 6000 series half mask respirator - large



3M 6000 Series

Ideal for surface cleaning and mold remediation projects. With 2 NIOSH approved filters, the 3M® 6000 series half face respirator protects you from particulates, gases and vapors. Available in medium and large sizes.

[www.nixalite.com/SafetyEquipment.aspx](http://www.nixalite.com/SafetyEquipment.aspx)

## P100 Filters

Item #	Description
GS2091	3M P100 2-pack NIOSH particulate filters



P-100s sold in 2 count packs

Use with 6000 series half and full face respirators. Installs with integral push and turn socket on the back of the filter. Sold in packs of 2 filters. P100 filters are NIOSH approved in environments containing certain oil and non-oil based particles.

[www.nixalite.com/SafetyEquipment.aspx](http://www.nixalite.com/SafetyEquipment.aspx)

ALWAYS read, understand and follow any instructions or guideline documentation provided with any safety products. **Additional safety equipment is available**, contact Nixalite with your questions.

## Planning, Troubleshooting & Consultation Services

Nixalite has provided planning, troubleshooting and consultation services for over 60 years. We regularly provide these services to our customers (and even a few competitors) at little or no cost. Keeping our services free requires your participation to help ensure we have all the appropriate information so we can provide you with an accurate and solid proposal.

**In House Planning** proposals are based on information that you supply to us. Specific and accurate prints, dimensions, drawings and photos are usually required.

You would supply information that would replace our on-site visit and would provide all the necessary details including the overall scheme of the project. The information you provide is the foundation of our assistance to you and the success of your specific project.

Generally, there are no charges or fees for our in house service when we are provided with the appropriate information. There may be fees charged for instances of extreme urgency and/or customer demands. Please contact our planning department to discuss what information may be required for your specific project.

Nixalite needs detailed explanations of what is required, provided and expected for all projects. Any prints, drawings and information sent to us without prior notification, specific direction or without all installation surfaces clearly marked and that will require our search and discovery efforts, will require payment for such services prior to scheduling and evaluation. All projects are addressed in the order that they are received.



**Troubleshooting** a project is not always as easy as it may seem. Avoid unnecessary problems and complete your job correctly by working with the experts of our planning team's 200 plus years of experience. Nixalite will help you get it done right the first time with the best possible time tested and proven methods and products and their proper applications.

**On Site Consultation** is where a Nixalite representative meets you at the project site and assists in the trouble-shooting of the problem areas and recommends proper application and installation of the appropriate products and methods to successfully solve the specific issues of your job.

Arranging for a mutually agreeable meeting time and place for all parties involved is done in advance. There are costs involved for this service and time constraints may apply. Please contact our planning department as early as possible to schedule your on site consultation and to inquire as to the cost for your specific meeting.

For more information about these services please call or email our planning department at 309.755.8771 or [planning@nixalite.com](mailto:planning@nixalite.com).

# Where Nothing Is Impossible . . .

Impossible bird problems? . . . Impossible bird problems?  
**WHOO YA GONNA CALL? NIXALITE PIGEON BUSTERS!**  
Believe it or not even our competition has asked for our advice.




## Nixalite® Project Case Histories

### Nixalite® Bird Spikes

#### Project Case History

**Name:** Reno 4th Street Transit Station  
**Location:** Reno, Nevada  
**Architect:** Parsons Brinckerhoff, New York, NY  
**General:** West Coast Construction, Reno, NV

Parsons Brinckerhoff specified the Premium Nixalite Bird Barrier Spikes in 3 ColorCoat colors, Grey, Tan and White. West Coast Construction worked with Nixalite to determine Premium Nixalite quantities and placement. West Coast then installed the 45,000 feet of Premium Nixalite using the Glue Clips and Adhesive installation accessories. The finished installation provides long term and discreet bird control.



### Nixalite® Bird Netting

#### Project Case History

**Name:** Quad City Waterfront Convention Center  
**Location:** Bettendorf, Iowa  
**Architect:** Downing Architects PC, Bettendorf, IA  
**General:** Estes Construction, Davenport, IA  
**Installing:** TRICON Construction, Dubuque, IA

The combined efforts of Downing Architects PC, Estes Construction, Tricon Construction Group and Nixalite of America Inc made for a successful installation of the K-Net HT Bird Netting at the Quad City Waterfront Convention Center. Birds haven't penetrated the netting or roosted on the structure, leaving the building with a pristine look while maintaining a cleaner and healthier environment.



**Birds Take Flight From Nixalite!**



**Nixalite® of America Inc**  
1025 16<sup>th</sup> Ave - E. Moline, IL 61244 - USA  
Pioneered Bird Control In 1948

[www.nixalite.com](http://www.nixalite.com)  
[birdcontrol@nixalite.com](mailto:birdcontrol@nixalite.com)  
P 800.624.1189 or 309.755.8771  
F 800.624.1196 or 309.755.0077